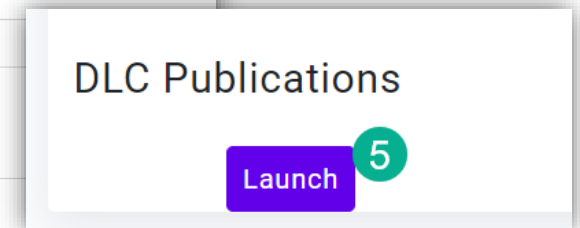
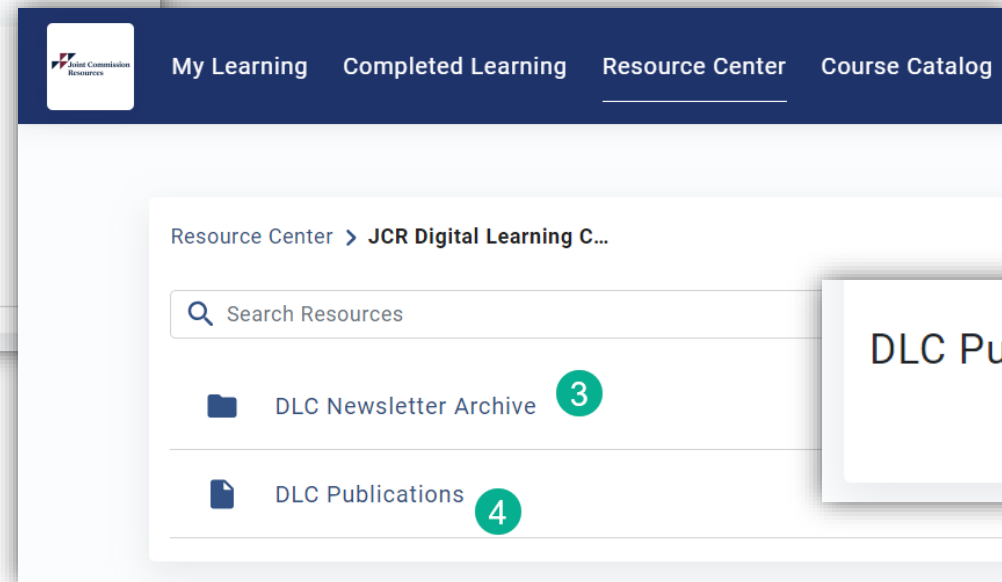
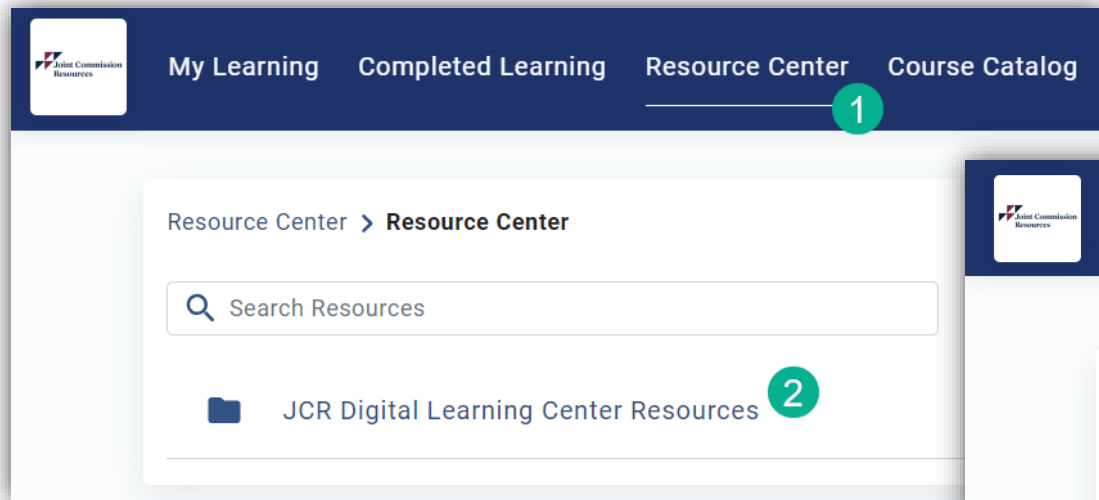


Resource Center User Guide

Resource Center Overview

1. Click **Resource Center** in the navigation menu
2. Click **JCR Digital Learning Center Resources**
3. Click **DLC Newsletter Archive** to view previous issues of our monthly newsletter
4. To view the interactive publications library, click **DLC Publications**
5. Then click **Launch**



Publications Library Overview

1. Search – enter keywords to search content
2. View options – All content, Recently viewed content, Favorite content, Categories
 - a. Click **e-books** to view our collection of e-books
 - b. Click **Environment of Care News** to view issues of the newsletter
 - c. Click **Peer-Reviewed Articles** to view select articles from *The Journal on Quality and Patient Safety*
 - d. Click **Perspectives** to view issues of the newsletter
 - e. Click **PolicySource** to view the e-books
 - f. Click **The Source** to view issues of the newsletter
 - g. Click **Tools** to view and print helpful tools and other resource
3. Click **:** then **Info** to view details and mark an item as a favorite

NOTE: Select a category, then enter a search term to search within that category only

Joint Commission Resources

1 Search in content

2 All

Recently Viewed

Favorite

eBook a

Environment of Care News b

Peer-Reviewed Articles c

Perspectives d

PolicySource e

The Source f

Tools g

eBook (31)

2022 Compliance Assessment Workbook for Behavioral Health Care and Human Services

2024 Environment of Care Essentials for Health Care

2024 Hospital Compliance Assessment Workbook

2024 Joint Commission and CMS Crosswalk

Documentation of Care, Treatment, or Services in Behavioral Health Care

Documentation of Care, Treatment, or Services in Behavioral Health Care and Human Services

EC Made Easy, Fourth Edition

Info 3 eBook eBook eBook eBook eBook eBook

Environment of Care News (37)

4 EC News EC News EC News EC News EC News EC News

Publications Reader Overview

1. Navigation options
2. View your notes
3. Search within document
4. Annotation options
5. View options
6. Print

The screenshot displays the Publications Reader interface for a document titled "Safety". The interface is divided into several sections:

- Header:** "Joint Commission Resources" logo on the left, "Safety" title in the center, and navigation icons (back, forward, print, zoom) on the right. A green circle with the number "6" is overlaid on the print icon.
- Left Sidebar (Navigation and View Options):**
 - Home icon
 - Redirect to Library (Alt + B) with a green circle "1" overlaid.
 - Table of Contents and Bookmarks (Alt + C)
 - My Data (Alt + M) with a green circle "2" overlaid.
 - Search (Ctrl + Shift + S) with a green circle "3" overlaid.
 - Pen icon
 - Sticky Notes with a green circle "4" overlaid.
 - Highlights icon
 - Zoom (Alt + Z) with a green circle "5" overlaid.
 - Fit-to-Width View (Ctrl+Shift+E)
 - Single Page View (Ctrl+Shift+V)
 - Thumbnails (Alt + O)
- Main Content Area:**
 - Smart questions:** A section with a question mark icon and the text: "How is worker safety a part of your staff orientation and ongoing training?"
 - TRY THIS TOOL:** A section with a magnifying glass icon and the text: "Tool 3-2. Job Hazard Analysis Worksheet. This worksheet can be used to conduct job hazard analyses, which are required by OSHA."
 - Worker safety requirements:** A section with the text: "Although not addressed in detail in Joint Commission standards, staff safety and worker well-being are priorities of The Joint Commission and should be woven throughout your risk management plans and performance improvement initiatives. And you must make safety part of staff training. Of course, your organization is required by federal law to carefully follow OSHA regulations to reduce injuries and illnesses. This includes conducting hazard analyses to determine the appropriate PPE to use for specific tasks and circumstances, such as identifying the equipment, supplies, and protocols necessary for infection prevention and control."
 - A cost-effective concern:** A section with the text: "Keeping workers healthy in a health care environment just makes sense. But it can better safeguard an organization's bottom line as well. Keeping everyone safe decreases lost work time, injury compensation claims, and lawsuits. And it increases worker and patient satisfaction and staff retention. A track record of healthy, satisfied physical environment staff members will also go a long way in worker recruitment initiatives in this time of staffing shortfalls."
 - Ergonomics:** A section with the text: "Worker safety requires an understanding of ergonomics, which is the study of how workers interact with their tasks and work environment, and the equipment needed to perform those tasks correctly and safely as well as efficiently."
 - Increased ergonomic risk:** Tasks requiring the following can increase ergonomic risk:
 - Repetitive, forceful, or prolonged exertions of the hands
 - Frequent or heavy lifting and pushing, pulling, or carrying heavy objects
 - Prolonged awkward postures
 - Extended exposure to cold and vibration
 - Reduced ergonomic risk:** Effective ergonomic practices and use of ergonomic equipment reduce these risks, especially the likelihood of musculoskeletal pain, stiffness, strains, and other injuries—many of which are caused by lifting and moving patients improperly. Involving staff in the selection of equipment and providing sufficient training are essential as well, of course.
 - in other words ergonomics:** A section with the text: "The study of how people interact with their work environments, and the equipment needed to perform particular tasks properly, efficiently, and without injury or strain to the worker."
 - TRY THIS TOOL:** A section with a magnifying glass icon and the text: "Tool 3-3. Patient Handling Ergonomic Checklist. Use this checklist to help train or as a reminder to staff on proper patient positioning and lifting techniques."
 - Smart questions:** A section with a question mark icon and the text: "Do your workers use appropriate ergonomic equipment that can prevent injuries?"
 - PICTURE THIS:** A central graphic titled "A HEALTHFUL ENVIRONMENT" with icons for "SAFE FURNISHINGS AND EQUIPMENT IN GOOD REPAIR", "APPROPRIATE size AND configuration of SPACE", "CLEAN AND GERM-FREE PATIENT CARE SPACES", "Adequate quality of natural & artificial lighting", "SUITABLE ventilation, temperature, & humidity LEVELS", and "Emergency access TO LOCKED AND OCCUPIED AREAS". Below the graphic is the text: "The physical environment of your health care organization should promote good health. And, of course, it must be able to meet the needs of the patient population(s) served and the care, treatment, and services your organization provides. These features are addressed by one broad EC standard regarding providing a safe, functional environment."